

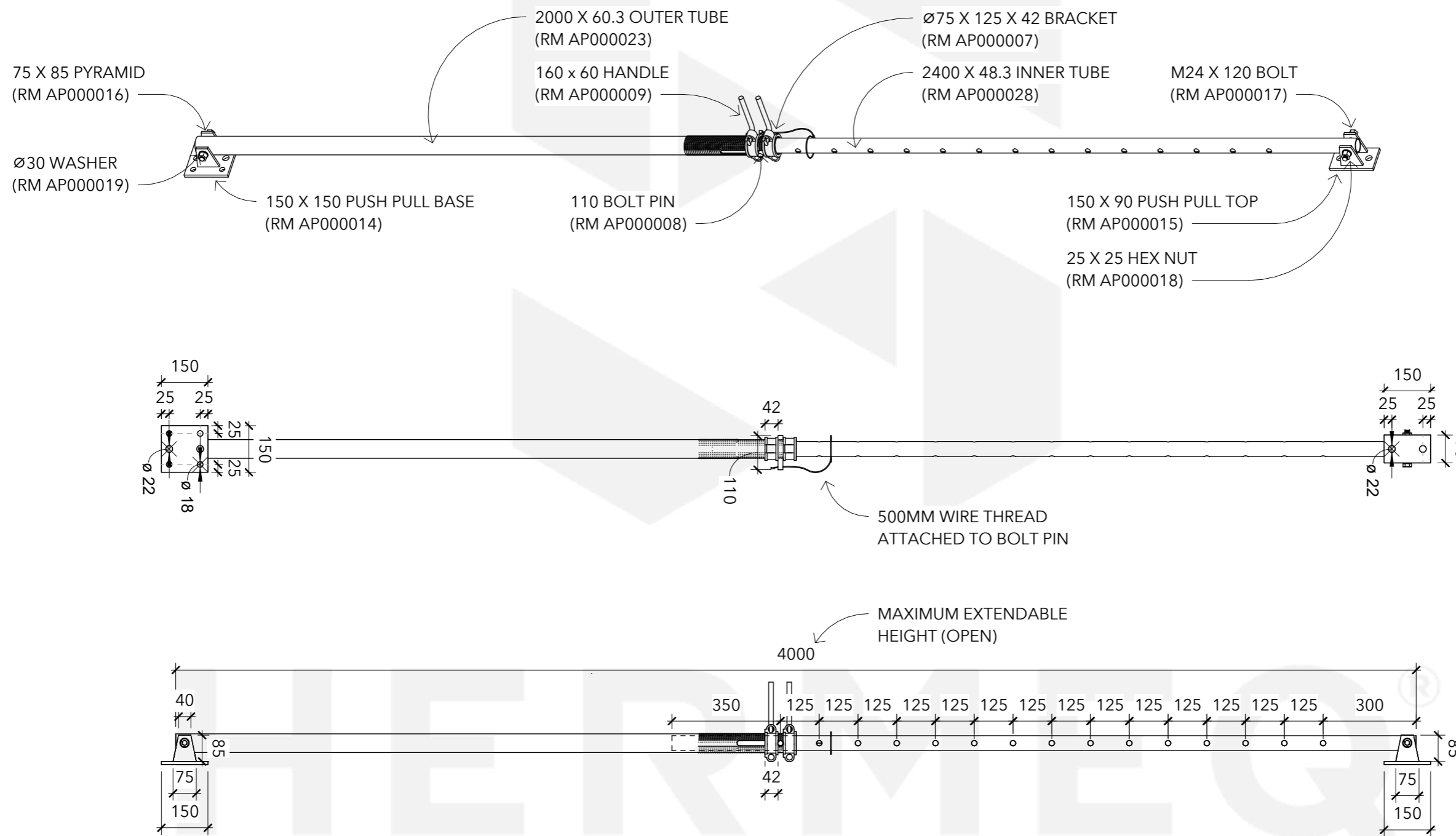
General Comments

See Our Associated Products:

- [U-Head](#)
- [Steel Ladder Beams](#)
- [Stair Treads](#)
- [Steel Scaffolding Tube](#)
- [Scaffold Sheeting](#)
- [Scaffold Sheeting Clear](#)

Materials

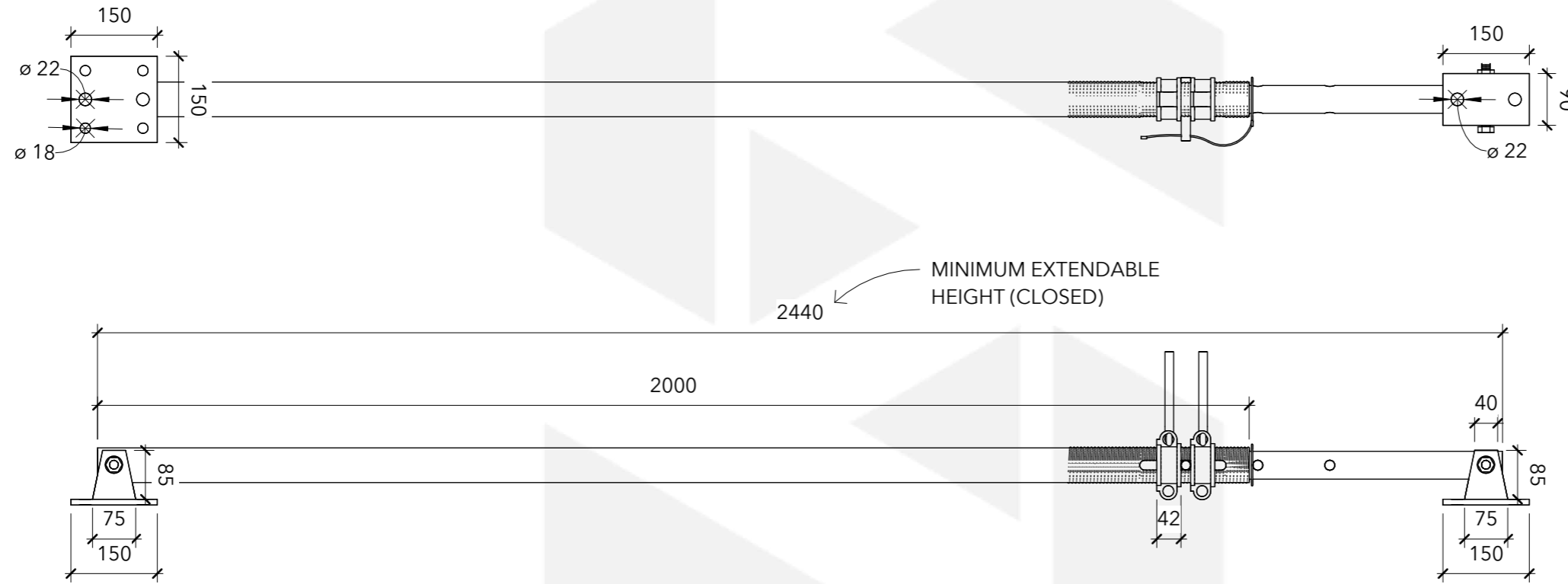
High Grade Steel



No.	Description	Date

Item	Component Description	Quantity
RM AP000014	G10MM - 150MM X 150MM PUSH PULL BASE	1
RM AP000015	G10MM - 150MM X 90MM PUSH PULL TOP	1
RM AP000016	G8MM - 75MM X 85MM PYRAMID	4
RM AP000007	Ø75MM X 125MM X 42MM BRACKET	2
RM AP000008	GØ16MM - 110MM BOLT PIN	1
RM AP000009	GØ15MM - 160MM X 60MM HANDLE	1
LIST CONTINUES ON NEXT PAGE		

ADJUSTABLE PUSH-PULL PROPS - 4000MM MAX, 2440MM MIN			
Weight	N/A	Serial Number	Revision
Date	09/08/2023	AP9905	
Drawn by	JT		
Checked by	ND	Scale	1 : 15 @A3



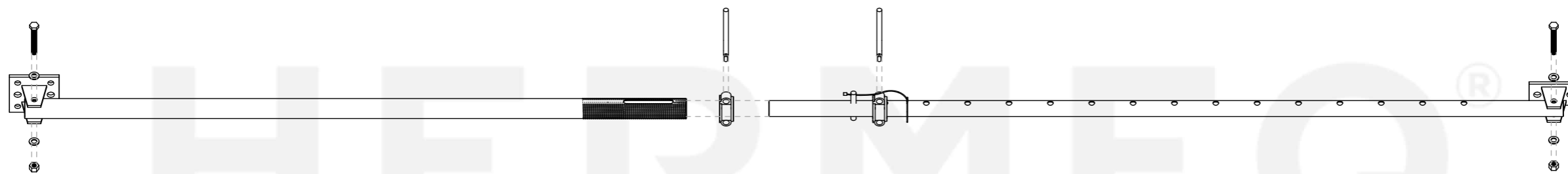
General Comments

See Our Associated Products:

- [U-Head](#)
- [Steel Ladder Beams](#)
- [Stair Treads](#)
- [Steel Scaffolding Tube](#)
- [Scaffold Sheeting](#)
- [Scaffold Sheeting Clear](#)

Materials

High Grade Steel



No.	Description	Date

Item	Component Description	Quantity
RM AP000017	GØ15.5MM - 120MM X 24MM BOLT	2
RM AP000018	G15.5MM - 25MM X 25MM HEX NUT	2
RM AP000019	G2.75MM - Ø30MM WASHER	4
RM AP000023	G3.2MM - 2000MM X 60.3MM OUTER TUBE	1
RM AP000028	G3.2MM - 2400MM X 48.3MM INNER TUBE	1
	END OF LIST	

ADJUSTABLE PUSH-PULL PROPS - 4000MM MAX, 2440MM MIN			
Weight	N/A	Serial Number	Revision
Date	09/08/2023	AP9905 BD	
Drawn by	JT		
Checked by	ND	Scale	1 : 10 @A3